


SF 39 DC

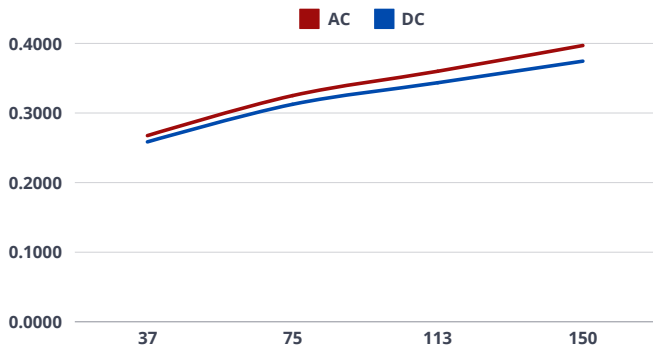
2
0
3
5



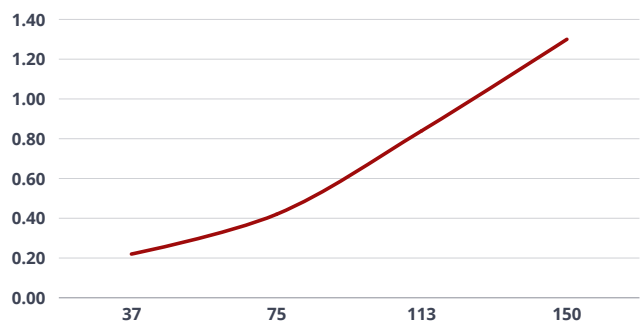
III SF 39 - 2035 - DC



**2035
PERFORMANCE DIAGRAM**



**2035
PRESSURE DROP**



VOLTAGE	OIL FLOW MAX	MAX COOLING CAPACITY	REVOLUTIONS PER MINUTE	FAN Ø	NOISE LEVEL	AIR	WORKING PRESSURE	TEST PRESSURE
V	L/min	kcal/h	r/min	mm	dB	m ³ /h	bar	bar
12 24	150	15500	3030	350	-	2360	15	24